

CAMBRIDGE

剑桥国际英语 语音入门 **第2版** **Tree or Three?**

An **elementary**
pronunciation course

Second edition



Ann Baker 编著



北京语言大学出版社
BEIJING LANGUAGE AND CULTURE
UNIVERSITY PRESS

NEW

出版说明

相信很多读者对《*Tree or Three?*》这本书并不陌生，它与《*Ship or Sheep?*》为同一系列，是由剑桥大学出版社出版的最为经典的英语语音教材。自1982年问世以来，该教材被很多非英语国家引进，在全世界累计销量15万册。如今《*Tree or Three?*》经过修订，以全新的面孔来到了中国。一本好书27年后才与中国读者见面，有点遗憾，但犹未为晚。

英语听说能力强，首先体现在发音的准确。发音不标准往往会影响交流。你可能有过这样令人沮丧的经历——一些很普通的单词，你说出来对方就是听不懂。原因很简单，就是因为你的发音不准确。《*Tree or Three?*》可以帮助你掌握标准的英语发音，并了解英语中相似发音之间的区别，从语音入手，听说一起提高。

《*Tree or Three?*》的最新版在坚持原有的特点的基础上，对原来的语料进行了更新和改编，使得教学内容更加丰富、重点突出、体现学术性；同时，采用了更加灵活的教学方法，可操作性强。此外，这不仅是一本不可多得的课堂用书，而且添加了很多网上自学内容，也同样适合学习者自学的需要。

本书的最新版具有如下特点：

• 明确的读者对象及适用课型

本书适合大学英语专业一年级、非英语专业初级的英语学习者及初、高中英语学习者在英语语音或英语听说课堂使用，同时也是一本难得的自学用书；

• 系统、科学的课堂练习

逼真的发音口型图，详细的发音指导，互动的语音、音节、连读、重读与弱读、句子重音、语调、句子节奏等语音练习，增加课堂上和自学时更多的听说机会；书后附有练习答案；

• 最小对立体（minimal pairs）的对比发音训练

本教材的最大特点是设计了最小对立体（minimal pairs）的对比发音训练（即把只有一个音素不同、其他的音素完全相同的两个单词放在一起做发音对比的训练），特别适合中国学习者在语音学习过程中区别和纠正容易混淆的音素的发音，使学习者在语音对比中更快更好地掌握英语发音的规律；

• 纯正英式语音+标准英式语调

全书47个单元，每个单元对一个英语发音集中强化练习，帮助你高效掌握纯正的英语发音，快速突破标准语调；

• 丰富的词汇、短语、短句及对话

本书在语音、语调学习的同时，还提供了强化语音训练的近1000个单词以及相关的短语、短句和对话，编排精巧、贴近生活、轻松幽默；同时配有400余幅插图，帮你加深记忆，提高学习效率；

- 附赠MP3光盘

MP3光盘录有所有语音听力材料，音质清晰，帮你掌握标准的剑桥英语发音；

- 更多的网上支持

www.cambridge.org/elt/treeorthree/和www.blcup.com提供更多网上练习机会和可以下载的更多学习资料。

友情提示：在我们通常所学的传统48个音标当中，本教材涉及到了43个，没有包括双元音/uə/和辅音/ts/、/dz/、/tr/、/dr/，因为本教材根据不同的标准，将/uə/(poor)音的讲解略去，因为这个音素在现在的英语口语中已经很少使用了，不过该音在国际音标表中仍然出现；而后四个当做辅音的组合。

编者

2009年5月

CONTENTS

ABOUT THIS BOOK
(关于本书)

vi

INTRODUCTION FOR TEACHERS
(致教师)

viii



THANKS AND ACKNOWLEDGMENTS

x




UNIT 1	/s/	sun	1	UNIT 26	silent r	bird	57
UNIT 2	/z/	zoo	4	UNIT 27	/ɪə/	ear	59
UNIT 3	/ə/ (1)	banana	7	UNIT 28	/eə/	chair	61
UNIT 4	/θ/	three	9	UNIT 29	/ʊ/	book	63
UNIT 5	/ð/	feather	11	UNIT 30	/u: /	moon	65
UNIT 6	/i: /	sheep	13	UNIT 31	/t/	tin	67
UNIT 7	/ɪ/	ship	15	UNIT 32	/d/	door	69
UNIT 8	/f/	fish	18	UNIT 33	/aʊ/	house	71
UNIT 9	/v/	van	20	UNIT 34	/əʊ/	phone	73
UNIT 10	/w/	window	22	UNIT 35	linking s	this skirt	76
UNIT 11	/ə/ (2)	banana	24	UNIT 36	/ʃ/	shoe	78
UNIT 12	/m/	mouth	26	UNIT 37	/z/	television	80
UNIT 13	/n/	nose	28	UNIT 38	/tʃ/	chair	82
UNIT 14	/ŋ/	ring	30	UNIT 39	/dʒ/	jam	85
UNIT 15	/e/	pen	32	UNIT 40	/j/	yoga	88
UNIT 16	/æ/	man	34	UNIT 41	/eɪ/	paper	91
UNIT 17	/ʌ/	cup	36	UNIT 42	/ɔɪ/	boy	93
UNIT 18	/ɑ: /	heart	39	UNIT 43	/aɪ/	kite	96
UNIT 19	/h/	hat	41	UNIT 44	/p/	pen	99
UNIT 20	/ɒ/	clock	43	UNIT 45	/b/	book	101
UNIT 21	/ɔ: /	ball	45	UNIT 46	/k/	key	104
UNIT 22	/ə/ (3)	banana	48	UNIT 47	/g/	girl	106
UNIT 23	/ɜ: /	girl	51				
UNIT 24	/l/	letter	53		Key		108
UNIT 25	/r/	rain	55				

ABOUT THIS BOOK

Who can use this book?

Tree or Three? is for beginner or elementary students who want to improve their English pronunciation. This book is for students working on their own, but teachers can also use many of the exercises in class. This symbol:  means that an exercise is suitable for pairs. This symbol:  means that an exercise is suitable for a group of students..

What do I need?

You need a MP3 player. Every time you see this symbol:  you have to listen to the MP3. You will also see a number. This tells you which track number to find on your MP3 player. Intonation is shown with arrows:  

It is also useful to have a small mirror. You can use the mirror to compare the shape of your mouth with the mouth pictures in each unit.

Do I need to know any special vocabulary before I start?

Here is a list of some important vocabulary that will help you use the book. Check the words in a dictionary now and write a translation into your language below:


consonant	tooth (teeth)
lips	throat
mirror	tongue
nose	voice
pronunciation	vowel
sentence	weak
sound	strong

What do I have to do?

Each unit contains different exercises. Here is a list of some things you have to do:

- listen to words and sentences on the MP3
- repeat words or sentences that you hear on the MP3
- tick words or sentences that you hear on the MP3
- underline words or letters
- circle words or letters
- match words that have the same sound
- decide if information is true or false

Where can I check my answers to exercises?



For some exercises you will hear the answers on the CD after you speak. For other exercises you will see this symbol:  This means you have to check your answers in the Key at the back of the book (see pages 108–129).

Should I do all the units in the book?

You can look through the book and do any units that you feel are important for you. If you want to check your pronunciation, it is a good idea to do all the units in the order that they appear in the book.

关于本书

谁可以使用本书?

《Tree or Three?》用于希望改善英语发音的初学者或初级水平的学习者。可用于学生自学，其中许多练习也可供教师用于课堂教学。表示适合两人练习；表示适合小组练习。

我需要做什么?

你需要一台MP3播放机。每次看到时，你就需要听MP3。你看到的数字表示该练习在MP3文件上的位置。英语语调用 表示。

你还需要一面小镜子，用来对比你的口型与每个单元的口型图是否一致。

开始学习前需要了解一些特殊词汇吗?

下面是一些重要的词汇，能帮你更好地使用本书：

consonant	辅音	tooth(teeth)	牙齿
lips	嘴唇	throat	喉咙
mirror	镜子	tongue	舌头
nose	鼻子	voice	嗓音
pronunciation	发音	vowel	元音
sentence	句子	weak	弱 (弱读)
sound	音素	strong	强 (重读)


我需要做什么?

每个单元包括不同的练习。下面是你要做的一些事情：

- 听 MP3 上的单词和句子；
- 跟读 MP3 上听到的单词或句子；
- 勾出 MP3 上听到的单词或句子；
- 用下画线标出词或字母；
- 用圆圈圈出词或字母；
- 将发音相同的词连线；
- 判断信息对错。

练习答案在哪里可以查找?

有些练习做完之后可从MP3上直接听到答案。

其他练习标有，可在书后（108~129页）找到练习答案。

需要学习本书所有单元吗?



你可浏览全书，选学你认为重要的部分。如果想系统学习英语语音，最好按书中的语音排列顺序学习所有的单元。

INTRODUCTION FOR TEACHERS

Level

This book is written for beginner–elementary students, but previous editions have also been used by students at other levels. *Ship or Sheep?* is written for intermediate level.

Class/Student working alone

The instructions are written for a student working alone, but can be used for classroom teaching as well. See the symbols in the section *About this book*, especially  and .

Minimal pairs

In this book, these are pairs of words/sentences which differ by only one sound, e.g. *Have you got a pen?/Have you got a pan?* These sometimes help students to hear – and then pronounce – sounds that are difficult for them. You may want to extend students' class practice of particular minimal pairs by inventing games or playing the following:

- 'Card games' Make cards for all the minimal pairs in the book. Shuffle the cards and deal them face down all around the table. Turn over any two cards and read the words aloud. If they aren't minimal pairs turn them face down again and the next person plays. Collect as many pairs as you can in a time limit, e.g. ten minutes.
- 'Fingers' For each pair, say words rapidly at random, e.g. *tree tree three three tree three*. Students show with one or two fingers if they hear sound 1 or sound 2. Students practise in pairs and then back to back.

Website support

More information and support for this book can be found at:
<http://www.cambridge.org/elt/treeorthree/>

致教师

水平

本书适用于英语初学者或具有初级英语水平的学生，但以前的版本也曾用于其他水平的学生。本系列丛书的另外一本——《*Ship or Sheep?*》——适用于中、高级水平的学生。

课堂教学/学生自学

本书指令均为学生自学设计，但也可用于课堂教学。请参看“关于本书”中对符号的介绍，尤其是  和 。

最小对立体发音对比

即两个词或句子中只有一个音素不同，如：Have you got a pen?/Have you got a pan? 这些练习可以有效地帮助学生训练听力，然后掌握对他们来说较难的一些发音。如果要增加学生课堂上练习最小对立体对比发音的机会，可以通过下面的游戏或自己设计新的游戏：

- 卡片游戏。将书中出现的所有最小对立体做成卡片。将卡片混合，面朝下放在桌上，摆成一圈。翻出任意两张，大声读出单词。如果翻出的词不是最小对立体，则面朝下放回桌上，下一个人接着玩。在一定时间（如十分钟）内收集尽量多的最小对立体。
- 伸手指游戏。快速随意说出每对最小对立体中的单词，如 tree tree three three tree three。学生用一个或两个手指分别表示他们听到的是音素1还是音素2。学生成对练习，然后一组接一组练习。

网络支持

有关本书的更多信息和支持可点击：

<http://www.cambridge.org/elt/treeorthree/>

和 www.blcup.com，有更多的课外练习和学习资料下载。

THANKS AND ACKNOWLEDGEMENTS

In the preparation of this new edition I would like to thank:

Sally Mellersh (formerly of Hammersmith and West London College) for updating and expanding the *List of likely errors* to accompany the new editions of *Ship or Sheep?* and *Tree or Three?* by its inclusion on the website

<http://www.cambridge.org/elt/treeorthree/likelyerrors.htm>

David McCreath for IT assistance and contribution to my computer literacy. Sandra Turner for help with typing.

My editors Nóirín Burke, Frances Amrani and Roslyn Henderson, as well as the following teachers from all over the world who commented during development and gave me such practical advice:

Michele Chartrand-Hirsch, France; Ian Chitty, UK; David Deterding, Singapore; Sylvie Donna, UK; Elizabeth Downey, New Zealand; Lynda Edwards, UK; Laura Hancock, UK; David Hill, Australia; Kip Kelland, Italy; Kathy Keohane, UK; Andrea Paul, Australia; Gordon Francis Robinson, Singapore; Julietta Ann Schoenmann, UK; Roger Scott, UK

Continued thanks to J.D. O'Connor and Claude Boisson who advised me when planning order or presentation of sounds in the first edition of *Tree or Three?* Also Ralph Stanfield for his advice on student difficulties.

Illustrations by Johanna Boccardo, Pat Murray, Felicity House and Tony Wilkins

Cover design by Pentacor Book Design

Designed and typeset by Hart McLeod